

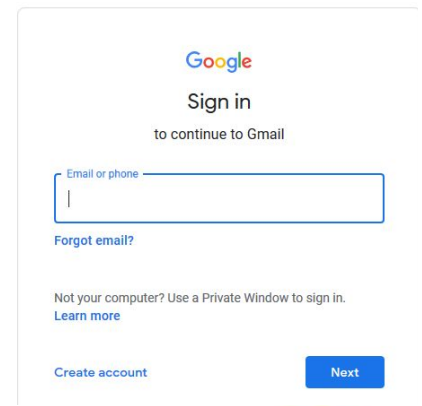
Directions for Google Classroom for Parents

1) Open the Google Chrome Browser on an internet connected device and sign-in to Google

- a) Sign-in can be found by going to classroom.google.com
- b) Signing into Google will give access to programs and applications connected to the student's account.



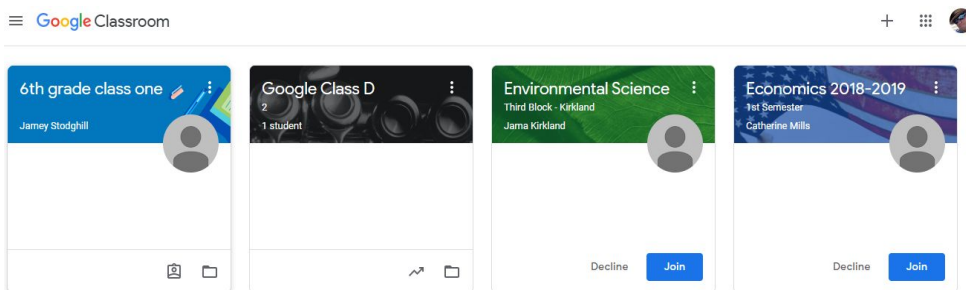
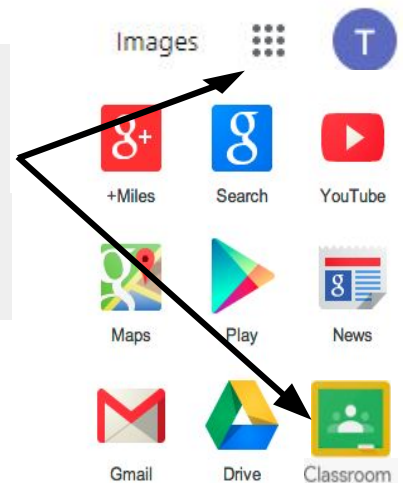
c) Username is: `username@k12.sd.us`



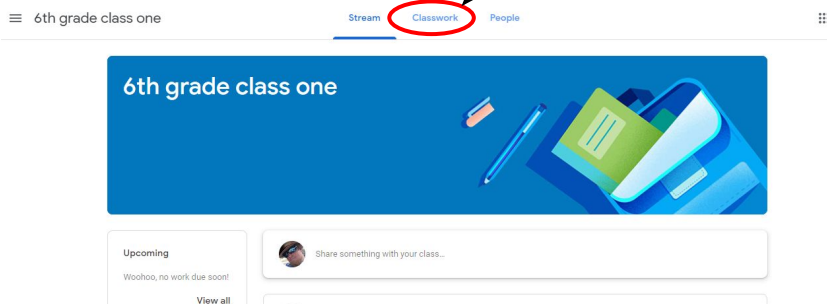
2) Once signed into the Google account, look for the app grid on the top right.

3) Click the grid and look for Classroom

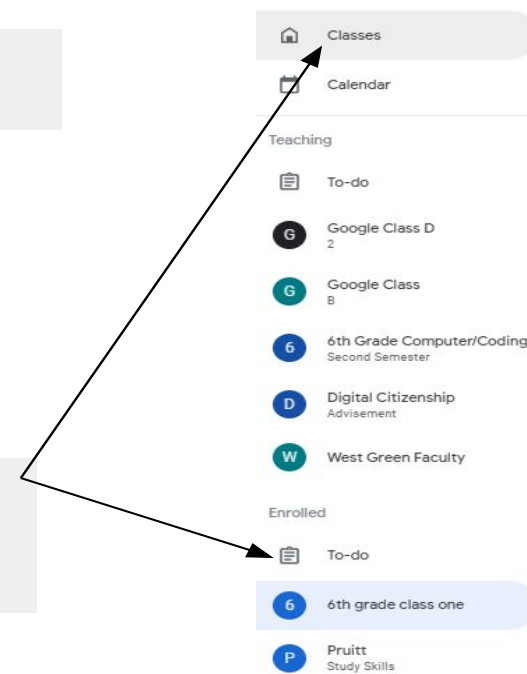
4) The Google Classroom landing page shows all of the classes the student is a part of.



5) The Classroom has 3 Sections. The Classwork tab will have the assignments



6) Notice the 3 lines in the top left of the classroom. It opens to display links to all classes, an assignment calendar, and a to-do list.



Please be on the lookout for email and communication from teachers through Classroom.

When your email is connected to Classroom, you will receive notification about assignments

Google Support Link to help parents and students:

<https://support.google.com/edu/classroom/answer/6072460?co=GENIE.Platform%3DDesktop&hl=en>